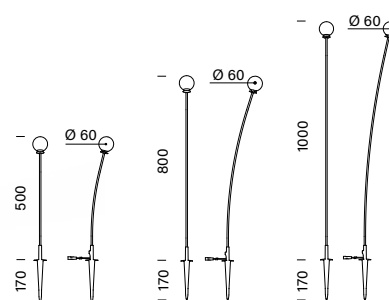


# Balina spike



## Sizes

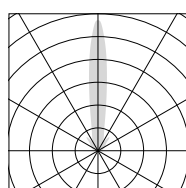


## Light data and product code

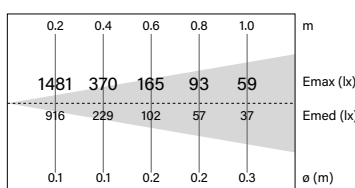


### S 50 37 00 1X6

1,7W LED CRI >90  
28 lm 2700K ②  
30 lm 3000K ②



1974 cd/klm  
@3000K



@3000K

## Technical data

X = 9 → 128 lm 2700K ①  
X = 1 → 136 lm 3000K ②

◇ 24V DC - dimmable PWM

IP65 | IK10

50 → cable 5,5 mts (2 x 0,22 mm<sup>2</sup>)

80 → cable 5,2 mts (2 x 0,22 mm<sup>2</sup>)

100 → cable 5 mts (2 x 0,22 mm<sup>2</sup>)

Power supply to be ordered separately  
Alimentatore da ordinare separatamente

## Technical notes

① LED lumen - ② System lumen

## 24V power supplies IP20

ON/OFF	DALI
<b>89 56 104</b>	<b>89 56 222</b>
□ 30W	□ 24W
165x38x23 mm	196x38x25 mm
Supported	Supported
max product: 16	max product: 13

## 24V power supplies IP67

ON/OFF	DALI
<b>89 56 172</b>	<b>89 56 226</b>
□ 40W	□ 24W
188x40x30 mm	185x35x73 mm
Supported	Supported
max product: 22	max product: 13

Other power supplies available at page 338  
Altri alimentatori disponibili a pag 338

## Accessories



**89 56 360**  
Connection box  
ON-OFF  
(max 4 products)

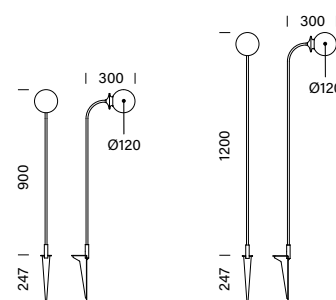
**89 56 361**  
Connection box  
DALI  
(max 4 products)

**89 56 362**  
Connection box  
CASAMBI  
(max 4 products)


# Balina *spike*



## Sizes

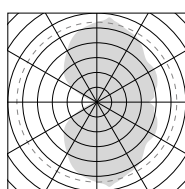


## Light data and product code




### M 90 37 05 1X6

6,5W LED CRI >90  
296 lm 2700K Ⓞ  
315 lm 3000K Ⓞ




105 cd/klm  
@3000K



4 3 2 1 0 1 2 3 4

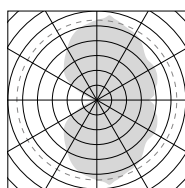
@3000K  
d= 3.0 m

■ 1,3 lux  
■ 0,7 lux  
■ 0,4 lux  
■ 0,2 lux  
■ 0,1 lux

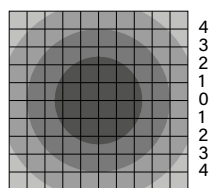


### M 120 37 05 2X6

6,5W LED CRI >90  
296 lm 2700K Ⓞ  
315 lm 3000K Ⓞ



105 cd/klm  
@3000K



4 3 2 1 0 1 2 3 4

@3000K  
d= 3.0 m

■ 1,3 lux  
■ 0,7 lux  
■ 0,4 lux  
■ 0,2 lux  
■ 0,1 lux

## Technical data

X = 9 → 526 lm 2700K Ⓞ  
X = 1 → 560 lm 3000K Ⓞ

◇ 24V DC - dimmable PWM

IP65 | IK03

90 → cable 4 mts (2 x 0,5 mm<sup>2</sup>)  
120 → cable 3,8 mts (2 x 0,5 mm<sup>2</sup>)

Power supply to be ordered separately  
Alimentatore da ordinare separatamente

## Technical notes

Ⓞ LED lumen - Ⓞ System lumen

## 24V power supplies IP20

ON/OFF

89 56 104

□ 30W

165x38x23 mm

Supported max product: 3

DALI

89 56 222

□ 24W

196x38x25 mm

Supported max product: 2

## 24V power supplies IP67

ON/OFF

89 56 172

□ 40W

188x40x30 mm

Supported max product: 4

DALI

89 56 226

□ 24W

185x35x73 mm

Supported max product: 2

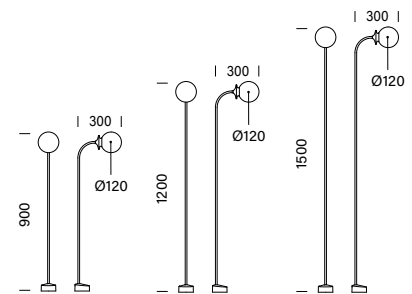
Other power supplies available at page 338

Altri alimentatori disponibili a pag 338

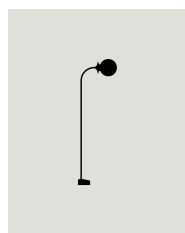
# Balina *bollard*



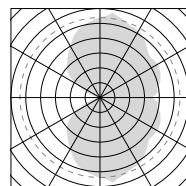
## Sizes




## Light data and product code



**M 90**  
**37 01 1X6**  
6,5W LED CRI >90  
296 lm 2700K ☉  
315 lm 3000K ☉




105 cd/klm  
@3000K



4 3 2 1 0 1 2 3 4

@3000K  
d= 3.0 m



## Technical data

X = 9 → 526 lm 2700K ☉  
X = 1 → 560 lm 3000K ☉

◇ 24V DC - dimmable PWM

IP65 | IK03

cable 0,2 mts (2 x 0,5 mm<sup>2</sup>)

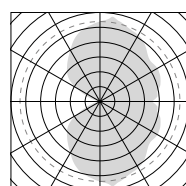
**Power supply to be ordered separately**  
Alimentatore da ordinare separatamente

## Technical notes


☉ LED lumen - ☉ System lumen



**M 120**  
**37 01 2X6**  
6,5W LED CRI >90  
296 lm 2700K ☉  
315 lm 3000K ☉

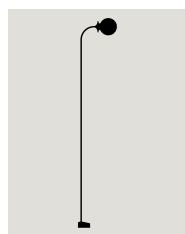


105 cd/klm  
@3000K

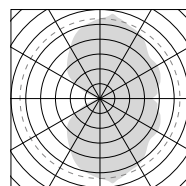


4 3 2 1 0 1 2 3 4


@3000K  
d= 3.0 m



**M 150**  
**37 01 3X6**  
6,5W LED CRI >90  
296 lm 2700K ☉  
315 lm 3000K ☉




105 cd/klm  
@3000K



4 3 2 1 0 1 2 3 4

@3000K  
d= 3.0 m



## 24V power supplies IP20

ON/OFF

**89 56 104**  
☐ 30W  
165x38x23 mm  
Supported  
max product: 3

DALI

**89 56 222**  
☐ 24W  
196x38x25 mm  
Supported  
max product: 2

## 24V power supplies IP67

ON/OFF

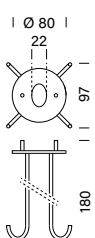
**89 56 172**  
☐ 40W  
188x40x30 mm  
Supported  
max product: 4

DALI

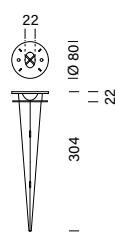
**89 56 226**  
☐ 24W  
185x35x73 mm  
Supported  
max product: 2

**Other power supplies available at page 338**  
Altri alimentatori disponibili a pag 338

## Accessories



**89 50 040**  
Tie-rod

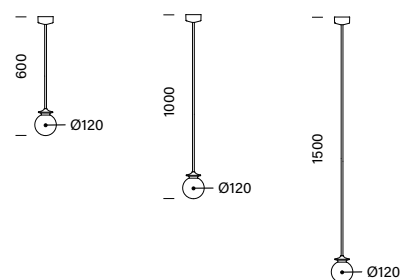


**89 50 041**  
Spike

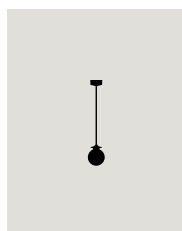
# Balina *rod pendant*



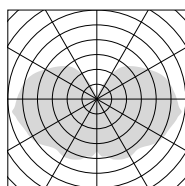
## Sizes



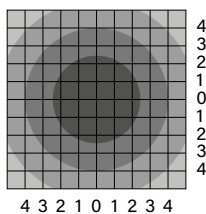
## Light data and product code



**M 60**  
**37 04 1X6**  
 6,5W LED CRI >90  
 296 lm 2700K <sup>Ⓢ</sup>  
 315 lm 3000K <sup>Ⓢ</sup>



105 cd/klm  
 @3000K



@3000K  
 h= 3.0 m

1,3 lux  
 0,7 lux  
 0,4 lux  
 0,2 lux  
 0,1 lux

## Technical data

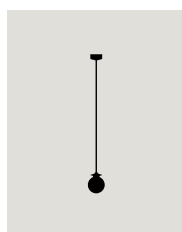
**X = 9** → 526 lm 2700K <sup>Ⓢ</sup>  
**X = 1** → 560 lm 3000K <sup>Ⓢ</sup>

◇ 24V DC - dimmable PWM

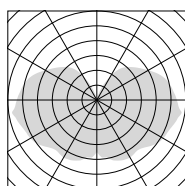
IP65 | IK03

cable 0,1 mts (2 x 0,5 mm<sup>2</sup>)

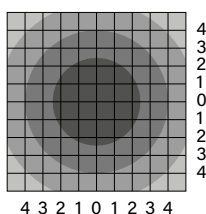
**Power supply to be ordered separately**  
 Alimentatore da ordinare separatamente



**M 100**  
**37 04 2X6**  
 6,5W LED CRI >90  
 296 lm 2700K <sup>Ⓢ</sup>  
 315 lm 3000K <sup>Ⓢ</sup>



105 cd/klm  
 @3000K

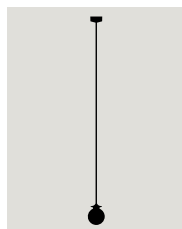


@3000K  
 h= 3.0 m

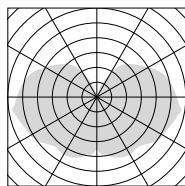
1,3 lux  
 0,7 lux  
 0,4 lux  
 0,2 lux  
 0,1 lux

## Technical notes

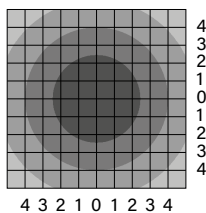
<sup>Ⓢ</sup> LED lumen - <sup>Ⓢ</sup> System lumen



**M 150**  
**37 04 3X6**  
 6,5W LED CRI >90  
 296 lm 2700K <sup>Ⓢ</sup>  
 315 lm 3000K <sup>Ⓢ</sup>



105 cd/klm  
 @3000K



@3000K  
 h= 3.0 m

1,3 lux  
 0,7 lux  
 0,4 lux  
 0,2 lux  
 0,1 lux

## 24V power supplies IP20

ON/OFF

**89 56 104**  
 □ 30W  
 165x38x23 mm  
 Supported  
 max product: 3

DALI

**89 56 222**  
 □ 24W  
 196x38x25 mm  
 Supported  
 max product: 2

## 24V power supplies IP67

ON/OFF

**89 56 172**  
 □ 40W  
 188x40x30 mm  
 Supported  
 max product: 4

DALI

**89 56 226**  
 □ 24W  
 185x35x73 mm  
 Supported  
 max product: 2

**Other power supplies available at page 338**  
 Altri alimentatori disponibili a pag 338


# Balina *ceiling / wall*



## Sizes

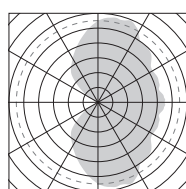


## Light data and product code

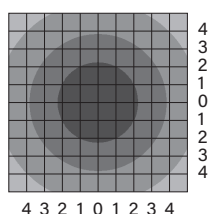


M  
**37 03 1X6**

6,5W LED CRI >90  
296 lm 2700K<sup>①</sup>  
315 lm 3000K<sup>②</sup>



113 cd/klm  
@3000K



@3000K  
d= 3.0 m

■ 1,5 lux  
■ 0,8 lux  
■ 0,4 lux  
■ 0,2 lux  
■ 0,1 lux

## Technical data

X = 9 → 526 lm 2700K<sup>①</sup>  
X = 1 → 560 lm 3000K<sup>②</sup>

◇ 24V DC - dimmable PWM

IP65 | IK03

cable 0,2 mts (2 x 0,5 mm<sup>2</sup>)

**Power supply to be ordered separately**  
Alimentatore da ordinare separatamente

## Technical notes

① LED lumen - ② System lumen

## 24V power supplies IP20

ON/OFF

**89 56 104**

□ 30W  
165x38x23 mm  
Supported max product: 3

DALI

**89 56 222**

□ 24W  
196x38x25 mm  
Supported max product: 2

## 24V power supplies IP67

ON/OFF

**89 56 172**

□ 40W  
188x40x30 mm  
Supported max product: 4

DALI

**89 56 226**

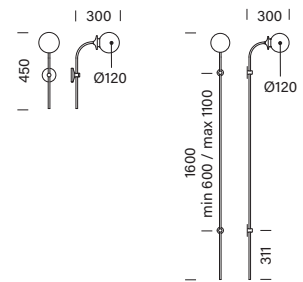
□ 24W  
185x35x73 mm  
Supported max product: 2

**Other power supplies available at page 338**  
Altri alimentatori disponibili a pag 338


# Balina wall bracket



## Sizes

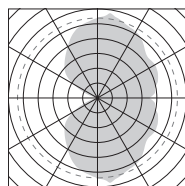


## Light data and product code

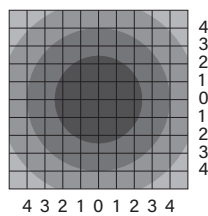


### M 45 37 02 1X6

6,5W LED CRI >90  
296 lm 2700K<sup>Ⓢ</sup>  
315 lm 3000K<sup>Ⓢ</sup>



105 cd/klm  
@3000K



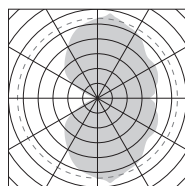
@3000K  
d= 3.0 m

■ 1,3 lux  
■ 0,7 lux  
■ 0,4 lux  
■ 0,2 lux  
■ 0,1 lux

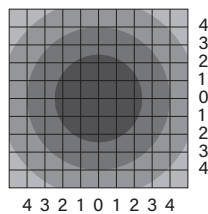


### M 160 37 02 2X6

6,5W LED CRI >90  
296 lm 2700K<sup>Ⓢ</sup>  
315 lm 3000K<sup>Ⓢ</sup>



105 cd/klm  
@3000K



@3000K  
d= 3.0 m

■ 1,3 lux  
■ 0,7 lux  
■ 0,4 lux  
■ 0,2 lux  
■ 0,1 lux

## Technical data

X = 9 → 526 lm 2700K<sup>Ⓢ</sup>  
X = 1 → 560 lm 3000K<sup>Ⓢ</sup>

◇ 24V DC - dimmable PWM

IP65 | IK03

45 → cable 0,15 mts (2 x 0,5 mm<sup>2</sup>)  
160 → cable 3,5 mts (2 x 0,5 mm<sup>2</sup>)

**Power supply to be ordered separately**  
Alimentatore da ordinare separatamente

## Technical notes

Ⓢ LED lumen - Ⓢ System lumen

## 24V power supplies IP20

ON/OFF

**89 56 104**

□ 30W

165x38x23 mm

Supported max product: 3

DALI

**89 56 222**

□ 24W

196x38x25 mm

Supported max product: 2

## 24V power supplies IP67

ON/OFF

**89 56 172**

□ 40W

188x40x30 mm

Supported max product: 4

DALI

**89 56 226**

□ 24W

185x35x73 mm

Supported max product: 2

**Other power supplies available at page 338**

Altri alimentatori disponibili a pag 338